

CONKRETA & MUKKA

MENTO & CUIOIO ARGILLA-CEMENTO & CUIOIO
Y-CONCRETE & LEATHER CLAY-CONCRETE & LEATHER
TILE & ELEGANTE TATTILE & ELEGANTE
TILE & ELEGANT TACTILE & ELEGANT
RUVIDO & LISCIO RUVIDO & LISCIO
RUVIDO & LISCIO RUVIDO & LISCIO
LISCIO & RUVIDO SMOOTH & ROUGH
COLORI CALDI & FREDDI COLORI CALDI & FREDDI
WARM & COLD COLORS WARM & COLD COLORS
ARGILLA-CEMENTO & CUIOIO ARGILLA-CEMENTO & CUIOIO
Y-CONCRETE & LEATHER CLAY-CONCRETE & LEATHER
TILE & ELEGANTE TATTILE & ELEGANTE
TILE & ELEGANT TACTILE & ELEGANT
RUVIDO & LISCIO RUVIDO & LISCIO
RUVIDO & LISCIO RUVIDO & LISCIO
LISCIO & RUVIDO SMOOTH & ROUGH
COLORI CALDI & FREDDI COLORI CALDI & FREDDI
WARM & COLD COLORS WARM & COLD COLORS




LAFANZA
TILE WITH STYLE

CONKRETA & MUKKA

Due anime che si completano a vicenda, due materiali, argilla e cuoio, apparentemente distanti che trovano un legame forte e indissolubile sia nella ricerca stilistica che nella palette cromatica. L'intuizione arriva da un mondo in cui la manualità artigianale è il tocco di grazia che trasforma una materia grezza in un oggetto dalla raffinata eleganza attraverso una sapiente lavorazione. CONKRETA trae ispirazione dalla commistione creativa fra cemento e argilla, una fusione che coniuga matericità e finezza in una superficie dalla trama sottile. MUKKA riprende la tipica irregolarità superficiale del cuoio trasformandola in una texture ricercata.


Two spirits that complement each other perfectly. Two materials, leather and clay, that belong to different worlds but are bound closely together in terms of style and colour. The idea for this original combination stems from the craft sphere where the graceful touch of an expert hand can turn an unfinished material into an object of refined elegance. CONKRETA is inspired by the creative fusion of concrete and clay, a combination that offers natural character and refined elegance in a subtle but distinctive surface. MUKKA takes the typically irregular surface of leather and turns it into a fine and prestigious texture.



MINIMAL ELEGANCE

CNKR 90PG RM





A TOUCH OF SILENCE

CNKR 60LG RM
MUKKA 12BU RM
MK.CNKR 30LG





FOR EXOTIC DINNER


CNKR 12EC RM





WONDERFUL TWISTS

MUKKA 120CP RM
TREX3 12N LP
TREX DK 12N





SOFT & ELEGANT

MUKKA 12CP RM
MK.RDKA DK 30 1



DEEP GREEN

CNKR 120CE RM
MUKKA 12CF RM
















OCEAN BLUE


MUKKA 120CF RM





CONKRETA


| LG | code | info |
|---|--------------------------------|--|
|  | CNKR 120LG RM | 10 |
| 120x120 - 48"x48" | | |
|  | CNKR 12LG RM CNKR RB12LG RM | 10  |
| 60x120 - 24"x48" | | |
|  | CNKR 90LG RM | 10 |
| 90x90 - 36"x36" | | |
|  | CNKR 49LG RM | 10 |
| 45x90 - 18"x36" | | |
|  | CNKR 60LG RM | 10 |
| 60x60 - 24"x24" | | |
|  | CNKR 36LG RM | 10 |
| 30x60 - 12"x24" | | |
|  | MK.CNKR 30LG | 10 |
| 30x30 - 12"x12" | | |



ROS.CNKR 120LG 
120x120 - 48"x48"

Articolo disponibile su ordinazione
Item available on order only




CNKR DK 12EC 
60x120 - 24"x48"











MK.CNKR 30 1MIX
30x30 - 12"x12"




MK.CNKR DK 30 1 
30x30 - 12"x12"

CONKRETA

| CE | code | info |
|---|--------------------------------|--|
|  | CNKR 120CE RM | 10 |
| 120x120 - 48"x48" | | |
|  | CNKR 12CE RM CNKR RB12CE RM | 10  |
| 60x120 - 24"x48" | | |
|  | CNKR 90CE RM | 10 |
| 90x90 - 36"x36" | | |
|  | CNKR 49CE RM | 10 |
| 45x90 - 18"x36" | | |
|  | CNKR 60CE RM | 10 |
| 60x60 - 24"x24" | | |
|  | CNKR 36CE RM | 10 |
| 30x60 - 12"x24" | | |
|  | MK.CNKR 30CE | 10 |
| 30x30 - 12"x12" | | |



ROS.CNKR 120CE 
120x120 - 48"x48"


Articolo disponibile su ordinazione
Item available on order only




CNKR DK 12EC 
60x120 - 24"x48"












MK.CNKR 30 2MIX
30x30 - 12"x12"



MK.CNKR DK 30 2 
30x30 - 12"x12"


CONKRETA

| PG | code | info |
|---|--------------------------------|--|
|  | CNKR 120PG RM | 10 |
| 120x120 - 48"x48" | | |
|  | CNKR 12PG RM CNKR RB12PG RM | 10  |
| 60x120 - 24"x48" | | |
|  | CNKR 90PG RM | 10 |
| 90x90 - 36"x36" | | |
|  | CNKR 49PG RM | 10 |
| 45x90 - 18"x36" | | |
|  | CNKR 60PG RM | 10 |
| 60x60 - 24"x24" | | |
|  | CNKR 36PG RM | 10 |
| 30x60 - 12"x24" | | |
|  | MK.CNKR 30PG | 10 |
| 30x30 - 12"x12" | | |



ROS.CNKR 120PG 
120x120 - 48"x48"
Articolo disponibile su ordinazione
Item available on order only




CNKR DK 12EC 
60x120 - 24"x48"











MK.CNKR 30 3MIX
30x30 - 12"x12"



MK.CNKR DK 30 3 
30x30 - 12"x12"



CONKRETA

| EC | code | info |
|---|--------------------------------|--|
|  | CNKR 120EC RM | 10 |
| 120x120 - 48"x48" | | |
|  | CNKR 12EC RM CNKR RB12EC RM | 10  |
| 60x120 - 24"x48" | | |
|  | CNKR 90EC RM | 10 |
| 90x90 - 36"x36" | | |
|  | CNKR 49EC RM | 10 |
| 45x90 - 18"x36" | | |
|  | CNKR 60EC RM | 10 |
| 60x60 - 24"x24" | | |
|  | CNKR 36EC RM | 10 |
| 30x60 - 12"x24" | | |
|  | MK.CNKR 30EC | 10 |
| 30x30 - 12"x12" | | |




ROS.CNKR 120EC 
120x120 - 48"x48"
Articolo disponibile su ordinazione
Item available on order only




CNKR DK 12EC 
60x120 - 24"x48"



MK.CNKR 30 4MIX
30x30 - 12"x12"



MK.CNKR DK 30 4 
30x30 - 12"x12"



MUKKA

BU code info



MUKKA 120BU RM 10,5

120x120 - 48"x48"



MUKKA 12BU RM 10,5

60x120 - 24"x48"



MK.MUKKA 30BU 10,5

30x30 - 12"x12"



ROS.MUKKA 120BU
 120x120 - 48"x48"

Articolo disponibile su ordinazione
Item available on order only



MUKKA DK 12BU
 60x120 - 24"x48"



MK.MUKKA30 1MIX
 30x30 - 12"x12"



MK.MUKKA DK30 1
 30x30 - 12"x12"



MUKKA

CP code info



MUKKA 120CP RM 10,5

120x120 - 48"x48"



MUKKA 12CP RM 10,5

60x120 - 24"x48"



MK.MUKKA 30CP 10,5

30x30 - 12"x12"



ROS.MUKKA 120CP
 120x120 - 48"x48"


Articolo disponibile su ordinazione
Item available on order only



MUKKA DK 12CF
 60x120 - 24"x48"






MK.MUKKA30 3MIX
 30x30 - 12"x12"




MK.MUKKA DK30 3
 30x30 - 12"x12"




MUKKA


| CF | code | info |
|---|----------------|------|
|  | MUKKA 120CF RM | 10,5 |
| 120x120 - 48"x48" | | |
|  | MUKKA 12CF RM | 10,5 |
| 60x120 - 24"x48" | | |
|  | MK.MUKKA 30CF | 10,5 |
| 30x30 - 12"x12" | | |





ROS.MUKKA 120CF 
120x120 - 48"x48"
Articolo disponibile su ordinazione
Item available on order only



MUKKA DK 12CF 
60x120 - 24"x48"



MK.MUKKA30 2MIX 
30x30 - 12"x12"












MK.MUKKA DK30 2 
30x30 - 12"x12"



CONKRETA

GRES PORCELLANATO A MASSA COLORATA - COLOURED BODY PORCELAIN TILE
ISO 13006 - G - Bla (E ≤ 0,5%) UNI EN 14411 - G



| | | LG | CE | PG | EC |
|-----------------------|---|--|--------------|--------------|--------------|
| 6x60 2.4"x24" |  |  CNKR BT60LG | CNKR BT60CE | CNKR BT60PG | CNKR BT60EC |
| 6x90 2.4"x36" |  |  CNKR BT90LG | CNKR BT90CE | CNKR BT90PG | CNKR BT90EC |
| 6x120 2.4"x48" |  |  CNKR BT120LG | CNKR BT120CE | CNKR BT120PG | CNKR BT120EC |
| 120x32,5 48"x12.8" |  |  CNKR G120LG | CNKR G120CE | CNKR G120PG | CNKR G120EC |

| | DIN 51130 (R) | DIN 51097 (A+B+C) | BCR REP. CEC 6/81 | | DM 14/6/89 N. 236 | | PENDULUM TEST BS (INGLESE) | PENDULUM TEST AS/NZS 4856:2004 (AUSTRALIANO) | PENDULUM TEST UNE ENV 12633:2003 (SPAGNOLO) | BOT 3000 (DCOF) |
|--------------------|------------------|----------------------|----------------------|------|----------------------|------|----------------------------------|---|--|--------------------|
| | | | g.a. | g.b. | c.a. | g.b. | | | | average value |
| CONKRETA | R10 | - | >0,4 | >0,4 | >0,4 | >0,4 | >36 | >35 | 1 | 0,60 |
| CONKRETA RB | R11 | A+B | >0,4 | >0,4 | >0,4 | >0,4 | >36 | >45 | 2 | 0,65 |

MUKKA

GRES PORCELLANATO A TUTTO SPESSORE - FULL BODY PORCELAIN TILE
ISO 13006 - G - Bla UGL (E ≤ 0,5%) UNI EN 14411 - G






| | | BU | CP | CF |
|-------------------|---|--|----------------|----------------|
| 6x120 2.4"x48" |  |  MUKKA BT 120BU | MUKKA BT 120CP | MUKKA BT 120CF |

| | DIN 51130 (R) | DIN 51097 (A+B+C) | BCR REP. CEC 6/81 | | DM 14/6/89 N. 236 | | PENDULUM TEST BS (INGLESE) | PENDULUM TEST AS/NZS 4856:2004 (AUSTRALIANO) | PENDULUM TEST UNE ENV 12633:2003 (SPAGNOLO) | BOT 3000 (DCOF) |
|--------------|------------------|----------------------|----------------------|------|----------------------|------|----------------------------------|---|--|--------------------|
| | | | g.a. | g.b. | c.a. | g.b. | | | | average value |
| MUKKA | - | - | >0,4 | >0,4 | >0,4 | >0,4 | >25 | >25 | 1 | 0,58 |

CONKRETA

TABELLA
ABBINAMENTI
COORDINATION TABLE

| | | | | | | |
|---|--|---|---|---|---|---|
|  |  |  |  |  |  |  |
|  |  |  |  |  |  |  |
|  |  |  |  |  |  |  |
|  |  |  |  |  |  |  |















MUKKA

TABELLA
ABBINAMENTI
COORDINATION TABLE

| | | | | | | |
|---|--|---|---|---|---|---|
|  |  |  |  |  |  |  |
|  |  |  |  |  |  |  |
|  |  |  |  |  |  |  |

CARATTERISTICHE TECNICHE SPECIFICHE GRES PORCELLANATO

TECHNICAL FEATURES SPECIFICATIONS

| CARATTERISTICA SPECIFICATION | METODO DI PROVA TEST METHODS | REQUISITI PREVISTI DALLA NORMA REQUIREMENTS IN ACCORDANCE TO THE STANDARDS | VALORE MEDIO LA FAENZA LA FAENZA AVERAGE VALUE |
|--|---------------------------------|---|--|
|  DIMENSIONI E ASPETTO DIMENSIONS AND APPEARANCE | ISO 10545-2 | PROSPETTO G.1 PROSPECT G.1 | CONFORME COMPLIANT |
|  ASSORBIMENTO D'ACQUA WATER ABSORPTION | ISO 10545-3 | ≤ 0,5% | 0,1% |
|  RESISTENZA A FLESSIONE FLEXURAL RESISTANCE | ISO 10545-4 | min. 35 N/mm ² | 45 N/mm ² |
|  SFORZO DI ROTTURA MODULUS OF RUPTURE | | SPESSORE - THICKNESS ≥ 7,5 mm: min. 1300 N | 8,5 mm* 2500 N* 12 mm* 5000 N* 20 mm** 11000 N** |
|  RESISTENZA ALL'ABRASIONE PROFONDA DEEP ABRASION RESISTANCE | ISO 10545-6 | ≤ 175 mm ³ | 140 mm ³ |
|  RESISTENZA ALL'ABRASIONE SUPERFICIALE RESISTANCE TO SURFACE ABRASION | ISO 10545-7 | CLASSI 0-5 CLASSES 0-5 | COME INDICATO IN CATALOGO AS INDICATED IN THE CATALOGUE |
|  COEFFICIENTE DILATAZIONE TERMICA LINEARE (α) LINEAR EXPANSION THERMIC COEFFICIENT | ISO 10545-8 | METODO DISPONIBILE AVAILABLE ON REQUEST | ≤ 7x10 ⁻⁶ °C ⁻¹ |
|  RESISTENZA AGLI SBALZI TERMICI RESISTANCE TO SUDDEN TEMPERATURE CHANGES | ISO 10545-9 | METODO DISPONIBILE AVAILABLE ON REQUEST | RESISTE RESISTANT |
|  RESISTENZA AL GELO FROST RESISTANCE | ISO 10545-12 | RICHIESTA ALWAYS TESTED | RESISTE RESISTANT |
|  PRODOTTI CHIMICI AD USO DOMESTICO ED ADDITIVI PER PISCINA HOUSEHOLD CHEMICALS AND SWIMMING POOL WATER CLEANSERS | ISO 10545-13 | GL min. UB | GL min. UB |
|  ACIDI ED ALCALI A BASSA CONCENTRAZIONE ACIDS AND LOW CONCENTRATION ALKALIS | | GL DA LA, LB A LC FROM LA, LB TO LC | GL DA LA, LB A LC FROM LA, LB TO LC |
|  ACIDI ED ALCALI AD ALTA CONCENTRAZIONE ACIDS AND HIGH CONCENTRATION ALKALIS | | METODO DISPONIBILE AVAILABLE ON REQUEST | METODO DISPONIBILE AVAILABLE ON REQUEST |
|  RESISTENZA ALLE MACCHIE STAIN RESISTANCE | ISO 10545-14 | METODO DISPONIBILE AVAILABLE ON REQUEST | min. 3 |
|  STABILITÀ DEI COLORI ALLA LUCE COLOUR STABILITY TO LIGHT | DIN 51094 | NON DEVONO PRESENTARE APPREZZABILI VARIAZIONI DI COLORE THEY DO NOT HAVE TO SHOW VISIBLE COLOUR ALTERATION | CONFORME COMPLIANT |

*SPESSORI RIFERITI AL FORMATO 20x20 - THICKNESSES REFERRED TO 20x20 SIZE

**SPESSORI RIFERITI AL FORMATO 60x60 - THICKNESSES REFERRED TO 60x60 SIZE

INDICAZIONI D'USO INDICATIONS FOR USE

 **PAVIMENTO** FLOOR TILES

 **RIVESTIMENTO** WALL TILES

DESTINAZIONI D'USO SUGGESTED APPLICATIONS

 **ABITAZIONI** DOMESTIC PURPOSE

 **ESTERNI** OUTDOOR FLOOR

 **COMMERCIALE LEGGERO** TILES FOR LIGHT COMMERCIAL

STRUTTURA STRUCTURE

ST **STRUTTURATO** SLATE CUT

FINITURA FINISH

N **NATURALE** NATURAL

ASPETTO SUPERFICIALE FINISH

 **OPACO** MATT

BORDO EDGE

RM **RETTIFICATO MONOCALIBRO** MONOCALIBER, RECTIFIED

STONALIZZAZIONE SHADE VARIATION

V2

CARATTERISTICHE DI VENDITA SALES CHARACTERISTICS

 **Prodotto venduto al pezzo.**
Product sold per item

Tutti i nostri prodotti, sia al mq che al pezzo, sono venduti unicamente a scatola completa.

All our products are sold only in complete boxes, whether the unit of measure is per item or per square metre.



LAFENZAZA
TILE WITH STYLE

LAFENZACERAMICA.IT

ARGILLA-CEMENTO & CUIOIO ARGILLA-CEMENTO & CUIOIO
CLAY-CONCRETE & LEATHER CLAY-CONCRETE & LEATHER
TATTILE & ELEGANTE TATTILE & ELEGANTE
TACTILE & ELEGANT TACTILE & ELEGANT
RUVIDO & LISCIO RUVIDO & LISCIO
ROUGH & SMOOTH ROUGH & SMOOTH
COLORI CALDI & FREDDI COLORI CALDI & FREDDI
WARM & COLD COLORS WARM & COLD COLORS
ARGILLA-CEMENTO & CUIOIO ARGILLA-CEMENTO & CUIOIO
CLAY-CONCRETE & LEATHER CLAY-CONCRETE & LEATHER
MATERICO & ELEGANTE MATERICO & ELEGANTE
MATTER & ELEGANT MATTER & ELEGANT
RUVIDO & LISCIO RUVIDO & LISCIO
ROUGH & SMOOTH ROUGH & SMOOTH
COLORI CALDI & FREDDI COLORI CALDI & FREDDI
WARM & COLD COLORS WARM & COLD COLORS

A brand of
Cooperativa Ceramica D'Imola S.c.

Via V. Veneto, 13
40026 Imola (BO) Italia
Tel. +39 0542 601601
Fax + 39 0542 31749
